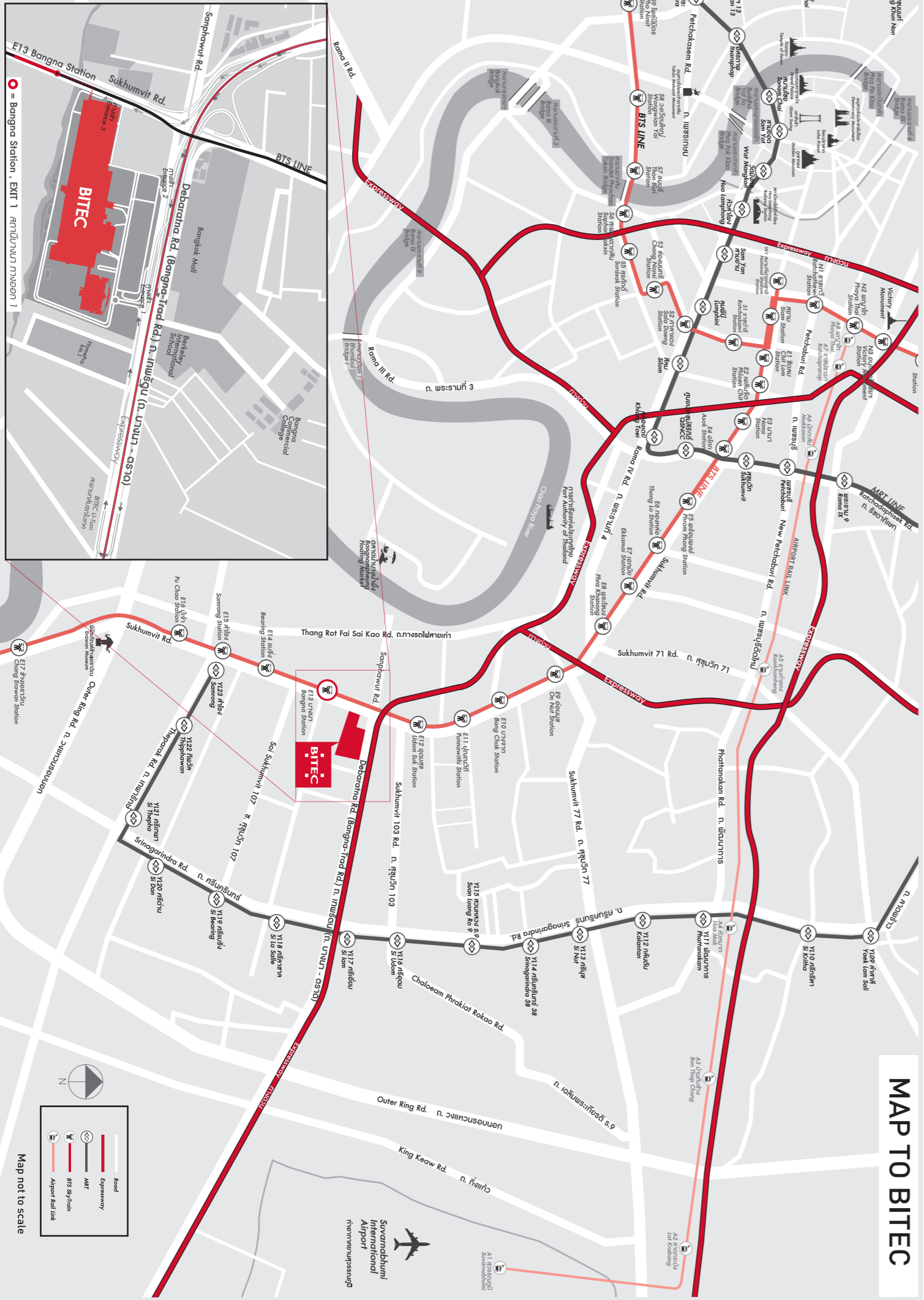


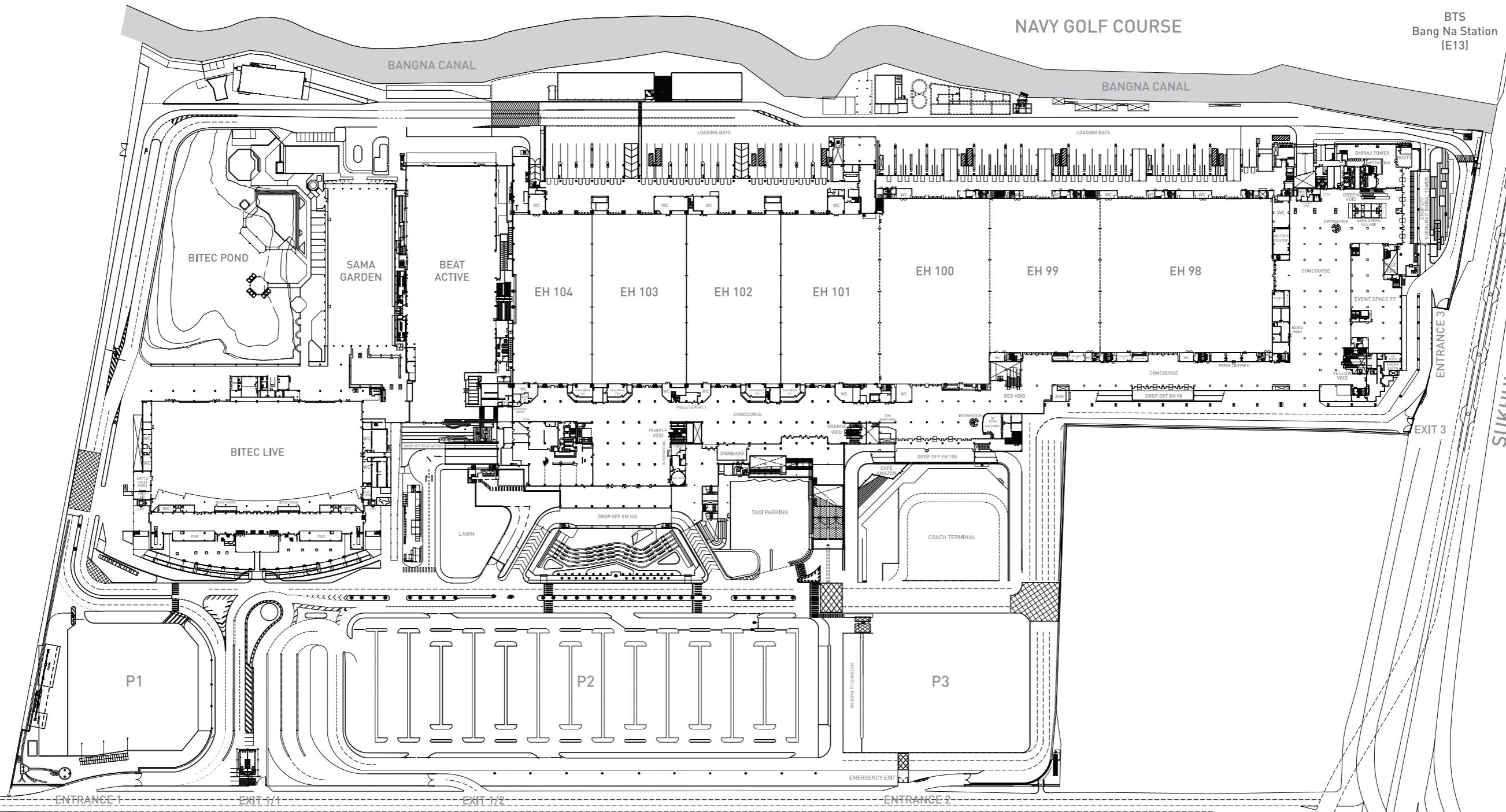
**Bangkok
International
Trade &
Exhibition
Centre**



FLOOR PLAN

- SITE PLAN ■ GROUND FLOOR ■ SECOND FLOOR ■ BASEMENT 1
- MAP TO BITEC ■ DIMENSION & CAPACITY INFORMATION

- ⊠ BITEC EVENT ⊠ BITEC CONNECT ⊠ BITEC LIVE



OUTDOOR PARKING CAPACITY

PARKING	CARS	COACHS
P1	265	42
P2	624	-
P3	208	50
COACH TERMINAL	60	10
TOTAL	1,157	102

INDOOR PARKING CAPACITY

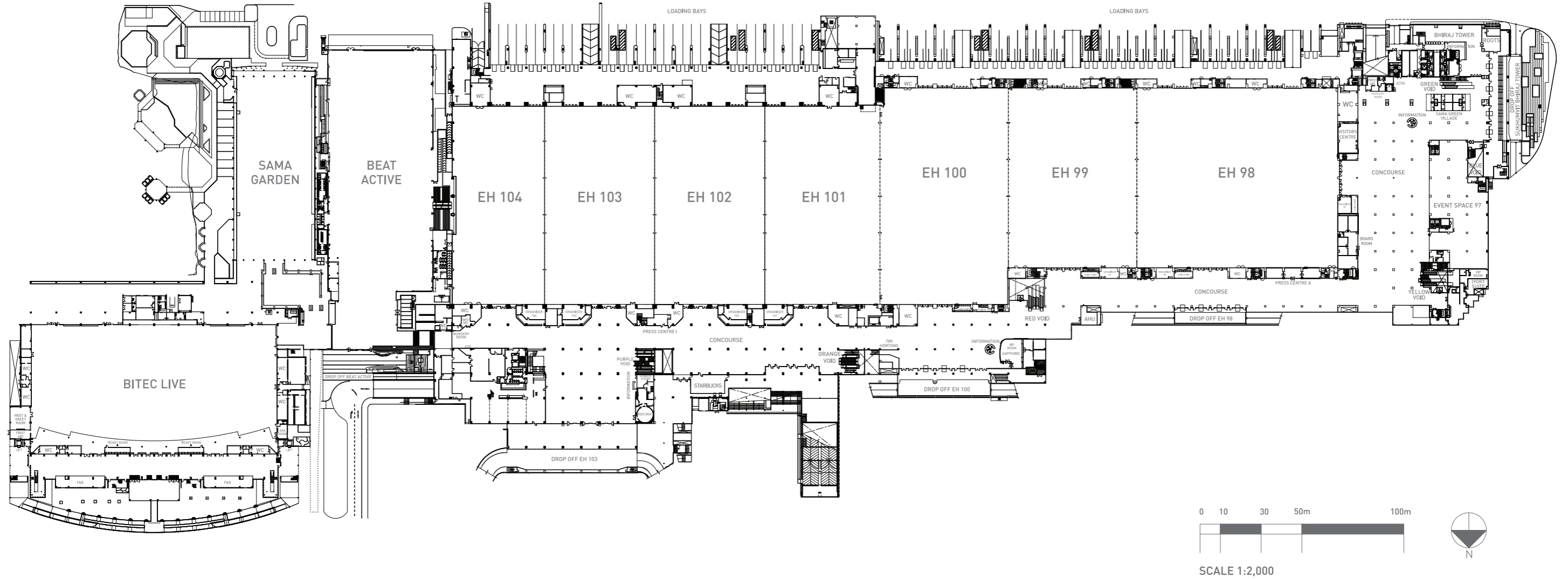
PARKING	CARS
B1	1,544
B2	1,705
B3	656
TOTAL	3,905

0 10 30 50m 100m



SCALE 1:2,500

GROUND FLOOR



DIMENSIONS & CAPACITIES

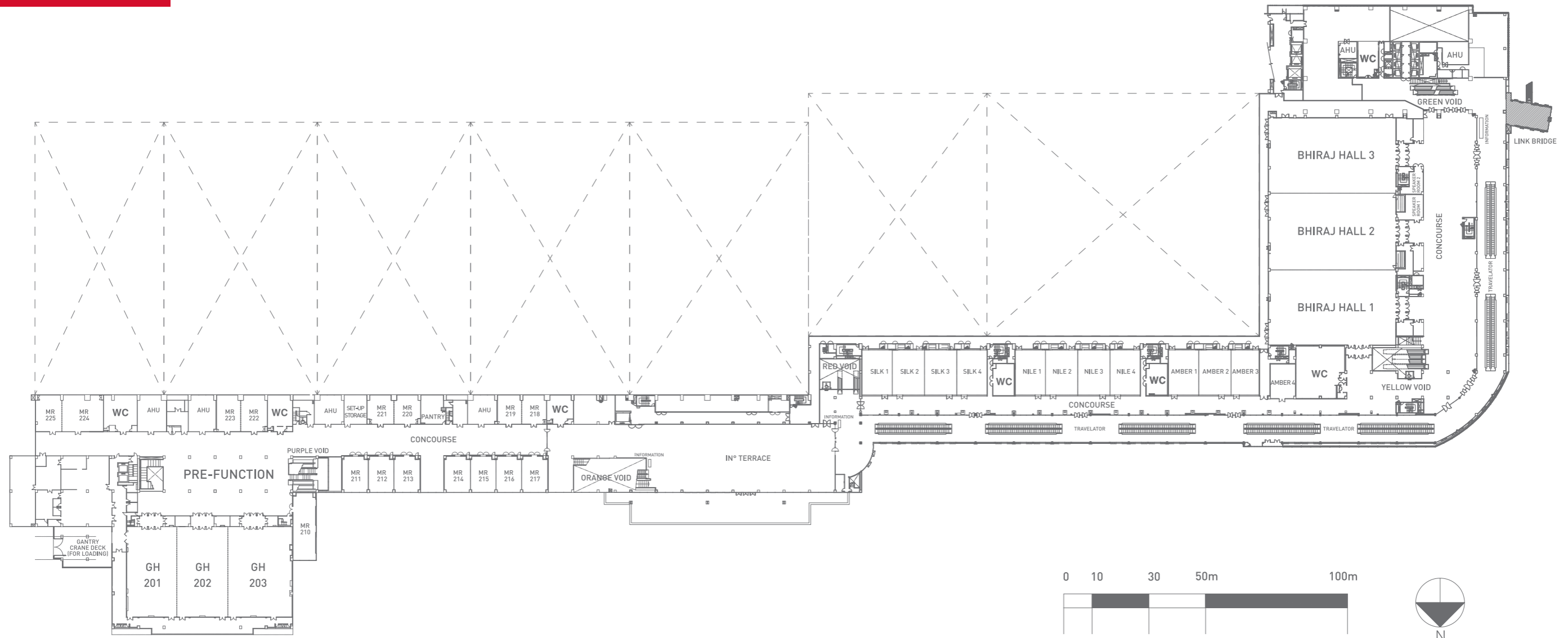
BITEC LIVE	Total Area in sq.m.	Dimension (LxW)	Height in m.	Capacity Seating (pax.)	Capacity Standing (pax.)	Booth (3x3 m.)	Banquet with Stage
GROUND FLOOR							
South stage	7,000	120x59	12	5,300	10,000	380	2,580
East stage				6,400			2,400
Annex hall	1,200	120 x 10	5	-	-	-	-
Semi Outdoor	240	24 x 12	5	-	-	-	-
2ND FLOOR							
Amphitheater	1,600	116 x 14	3	1,411	-	-	-
Multi-Functional	230	23 x 10	-	-	-	-	-

DIMENSIONS & CAPACITIES

BITEC EVENT	Total Area in sq.m.	Dimension (LxW)	Height in m.	Theatre	Classroom	Cocktail	Banquet with stage	Booth
EVENT HALLS								
EH 98-104	41,000	-	-	-	-	-	-	-
EH 98-100	20,700	-	-	-	-	-	-	-
EH 101-104	20,300	-	-	-	-	-	-	-
EH 98	8,600	88x98	15	9,000	5,500	6,700	3,500	500
EH 99	5,500	88x63	15	5,700	3,200	4,300	2,100	330
EH 100	6,600	106x63	25	7,200	4,000	5,200	2,600	400
EH 101	5,480	97x56	15	5,700	3,600	4,200	2,000	300
EH 102	5,240	97x54	15	5,700	3,300	4,000	1,800	300
EH 103	5,240	97x54	15	5,700	3,300	4,000	1,800	300
EH 104	4,360	97x45	15	4,300	2,700	3,400	1,500	250

This document contains approximate measurements and square footage that are for illustrative purposes only. We cannot guarantee the floor plan accuracy or completeness, therefore encourage you to review the space to make sure it is suitable for your event.

SECOND FLOOR



DIMENSIONS & CAPACITIES

BITEC CONNECT	Total Area in sq.m.	Dimension (LxW)	Height in m.	Theatre	Classroom	Cocktail	U shape	Banquet without stage	Banquet with stage	Booth
GRAND HALLS										
GH 201-203	1,720	31 x 58	9	2,000	1,100	1,300	-	1,000	900	100
GH 201	540	31 x 17	9	520	300	400	-	320	240	30
GH 202	540	31 x 18	9	520	300	400	-	320	240	30
GH 203	640	31 x 23	9	720	400	500	-	480	360	30
MEETING ROOMS										
MR 210	192	24 x 8	4	160	100	120	40	110	90	-
MR 211	108	12 x 9	4	80	60	80	25	60	50	-
MR 212	108	12 x 9	4	80	60	80	25	60	50	-
MR 213	108	12 x 9	4	80	60	80	25	60	50	-
MR 214	108	12 x 9	4	80	60	80	25	60	50	-
MR 215	108	12 x 9	4	80	60	80	25	60	50	-
MR 216	108	12 x 9	4	80	60	80	25	60	50	-
MR 217	108	12 x 9	4	80	60	80	25	60	50	-
MR 218	80	10 x 8	4	70	40	60	20	50	40	-
MR 219	80	10 x 8	4	70	40	60	20	50	40	-
MR 220	90	10 x 9	4	70	40	70	20	50	40	-
MR 221	90	10 x 9	4	70	40	70	20	50	40	-
MR 222	100	12 x 9	4	90	60	80	25	60	50	-
MR 223	100	12 x 8	4	90	60	70	25	60	50	-
MR 224	170	12 x 14	4	140	80	130	30	110	80	-
MR 225	110	12 x 9	4	90	60	80	25	60	50	-

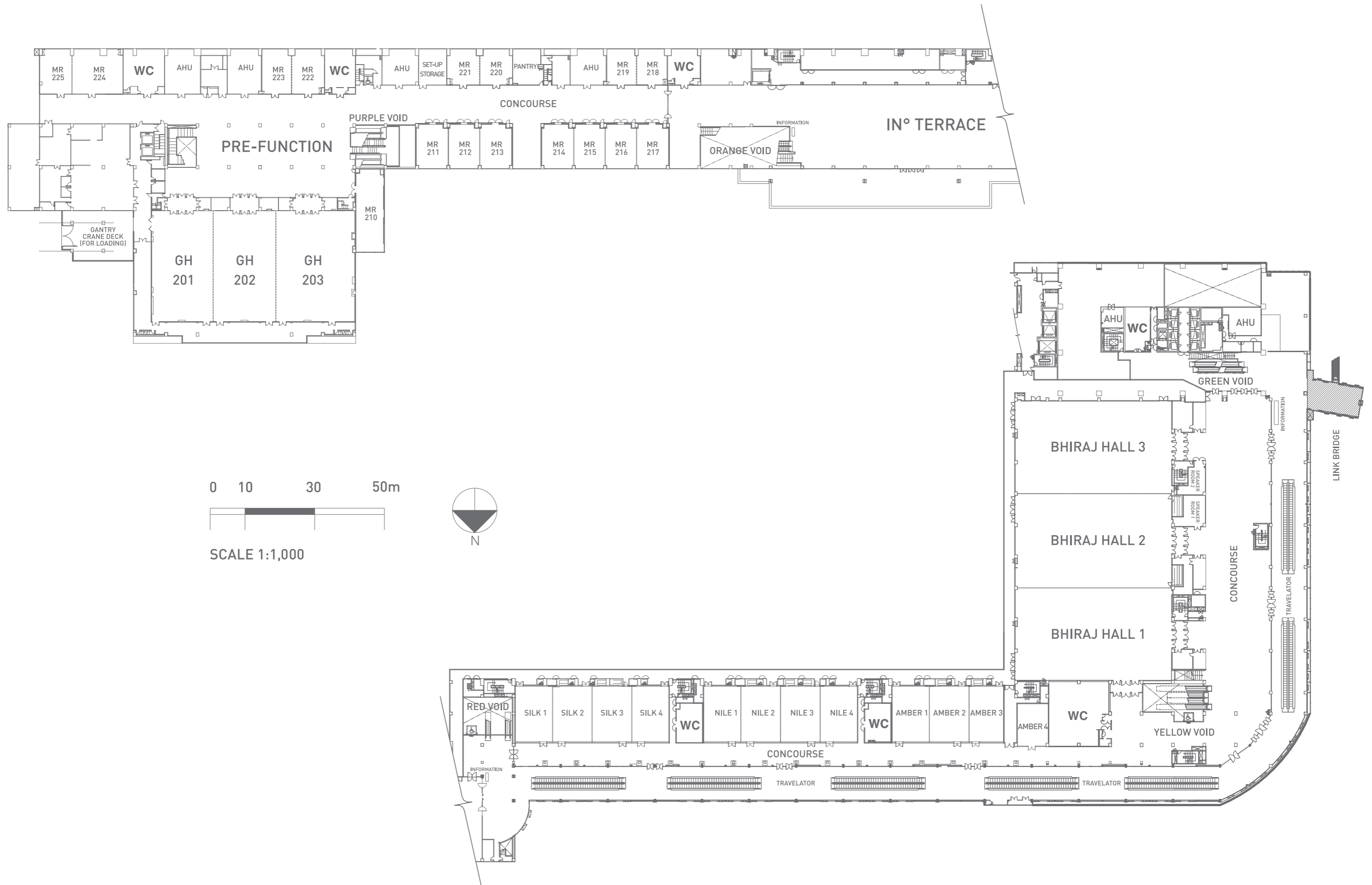
This document contains approximate measurements and square footage that are for illustrative purposes only. We cannot guarantee the floor plan accuracy or completeness, therefore encourage you to review the space to make sure it is suitable for your event.

DIMENSIONS & CAPACITIES

BITEC CONNECT	Total Area in sq.m.	Dimension (LxW)	Height in m.	Theatre	Classroom	Cocktail	U shape	Banquet without stage	Banquet with stage	Booth
BHIRAJ HALLS										
BH 1-3	3,300	44 x 80	12	3,600	2,200	2,100	-	2,000	1,700	170
BH 1	1,100	44 x 26	12	1,200	720	900	-	660	480	50
BH 2	1,100	44 x 27	12	1,200	720	900	-	660	480	60
BH 3	1,100	44 x 26	12	1,200	720	900	-	660	480	50
MEETING ROOMS										
SILK 1	170	10 x 16	6	170	80	130	40	120	90	-
SILK 2	170	10 x 16	6	170	80	130	40	120	90	-
SILK 3	170	10 x 16	6	170	80	130	40	120	90	-
SILK 4	170	10 x 16	6	170	80	130	40	120	90	-
NILE 1	170	10 x 16	6	170	80	130	40	120	90	-
NILE 2	170	10 x 16	6	170	80	130	40	120	90	-
NILE 3	170	10 x 16	6	170	80	130	40	120	90	-
NILE 4	170	10 x 16	6	170	80	130	40	120	90	-
AMBER 1	160	10 x 16	6	170	80	130	40	120	90	-
AMBER 2	160	10 x 16	6	170	80	130	40	120	90	-
AMBER 3	160	10 x 16	6	170	80	130	40	120	90	-
AMBER 4	100	8 x 12	3.2	70	30	80	25	60	40	-

This document contains approximate measurements and square footage that are for illustrative purposes only. We cannot guarantee the floor plan accuracy or completeness, therefore encourage you to review the space to make sure it is suitable for your event.

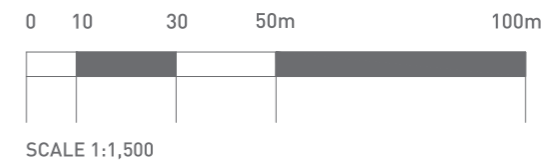
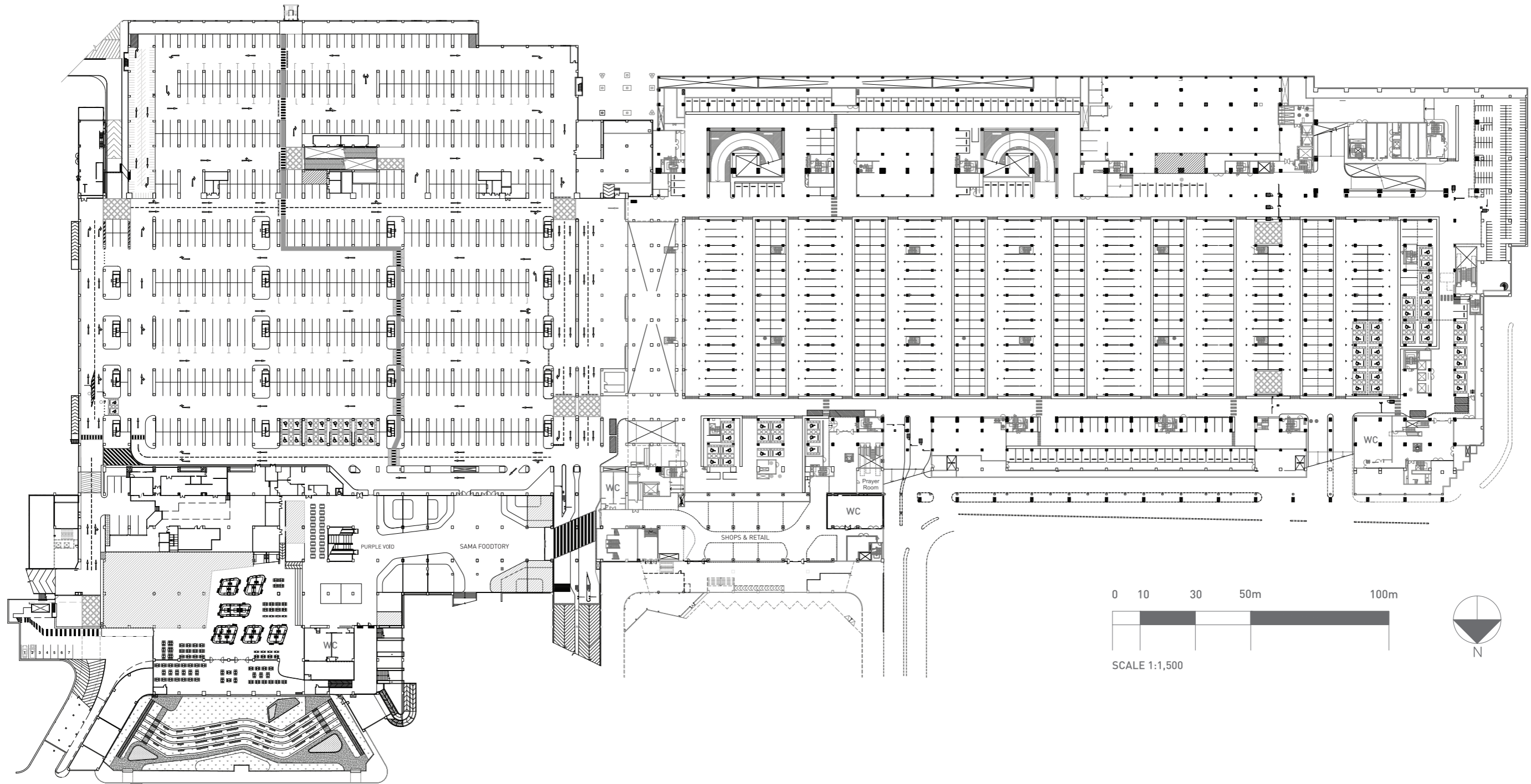
SECOND FLOOR



0 10 30 50m

SCALE 1:1,000





INDOOR PARKING CAPACITY

PARKING	CARS
B1	1,544
B2	1,705
B3	656
TOTAL	3,905